

## KOFOLA ČESKOSLOVENSKO A.S.

IS PLEASED TO INVITE YOU TO A CONFERENCE CALL TO DISCUSS ITS

### FINANCIAL RESULTS FOR 1Q/3M 2025

THE RESULTS WILL BE COMMENTED BY

**MARTIN PISKLÁK**

GROUP CFO AND MEMBER OF THE BOARD OF DIRECTORS

THE CONFERENCE CALL WILL BE CONDUCTED IN ENGLISH

**ON WEDNESDAY, 11 JUNE 2025, 10:00 CET**

THE CONFERENCE CALL WILL BE ORGANIZED VIA WEBEX. FOR DIAL IN INFORMATION PLEASE REFER TO THE "CONNECTION DETAILS" SECTION OF THIS INVITATION.

PLEASE DIAL IN AT LEAST 5 MINUTES BEFORE THE CALL

GROUP RESULTS WILL BE AVAILABLE  
ON 10 JUNE 2025 AFTER 17:00 CET AT

[HTTPS://INVESTOR.KOFOLA.CZ/EN/INVESTOR-2/REPORTS-AND-PRESENTATIONS/INVESTOR-  
PRESENTATIONS](https://investor.kofola.cz/en/investor-2/reports-and-presentations/investor-presentations)

## CONNECTION DETAILS

THERE ARE 3 POSSIBLE WAYS OF CONNECTION:

### **1) VIA COMPUTER**

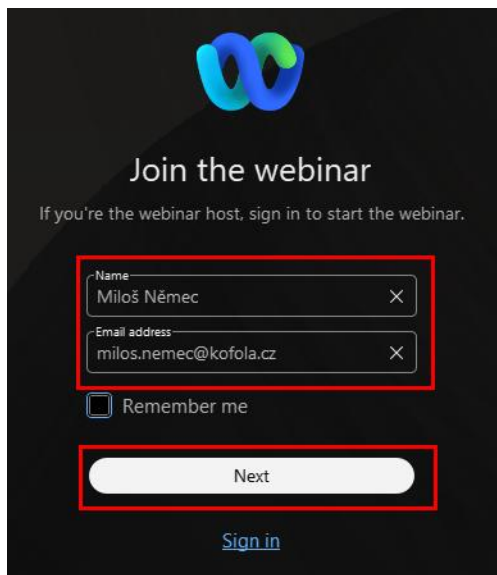
FOR CONNECTION FROM COMPUTER, PLEASE USE THE FOLLOWING LINK:

<https://kofola.webex.com/kofola/j.php?MTID=m7be321bda0e5a454b7a29f25df9a1386>

FILL IN YOUR IDENTIFICATION DETAILS (NAME AND EMAIL).

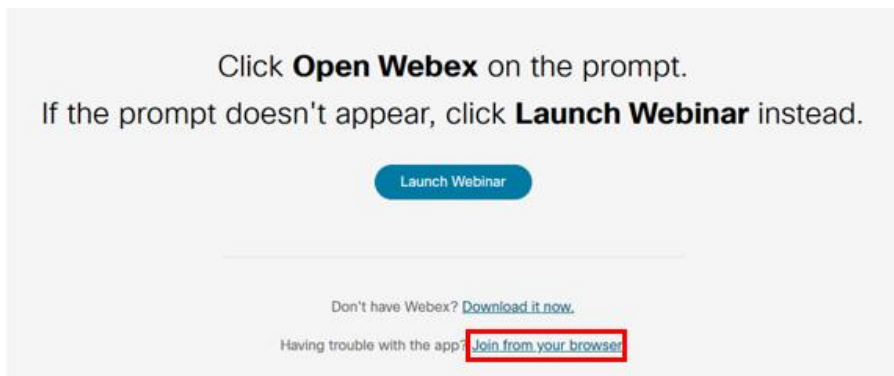
EVENT PASSWORD (SHOULDN'T BE REQUESTED VIA LINK): "Ostrava123" ("67872822" FROM VIDEO SYSTEMS)

CLICK ON "NEXT" BUTTON.



The image shows a 'Join the webinar' form on a dark background. At the top is a blue and green logo. Below it, the text 'Join the webinar' is displayed, followed by 'If you're the webinar host, sign in to start the webinar.' The form contains two input fields: 'Name' with the value 'Miloš Němec' and 'Email address' with the value 'milos.nemec@kofola.cz'. Both fields have a red border. Below these fields is a checkbox labeled 'Remember me'. At the bottom of the form is a large white button labeled 'Next' with a red border. Below the button is a link that says 'Sign in'.

**NOTE 1:** IF YOU DON'T HAVE THE WEBEX APPLICATION INSTALLED ON YOUR COMPUTER, YOU CAN JOIN VIA BUTTON "JOIN FROM YOUR BROWSER".



The image shows a Webex launch prompt on a light gray background. The text reads: 'Click **Open Webex** on the prompt. If the prompt doesn't appear, click **Launch Webinar** instead.' Below this text is a blue button labeled 'Launch Webinar'. At the bottom, there are two links: 'Don't have Webex? [Download it now.](#)' and 'Having trouble with the app? [Join from your browser](#)'. The 'Join from your browser' link is highlighted with a red border.

**NOTE 2:** IF YOU WISH TO INSTALL THE WEBEX APPLICATION ON YOU COMPUTER, PLEASE USE THE BUTTON "DOWNLOAD IT NOW".

Click **Open Webex** on the prompt.  
If the prompt doesn't appear, click **Launch Webinar** instead.

Launch Webinar

Don't have Webex? [Download it now.](#)

Having trouble with the app? [Join from your browser.](#)

**NOTE 3:** TO NOTIFY US THAT YOU WISH TO ASK A QUESTION, PLEASE CLICK ON “**RAISE HAND**” BUTTON.



YOU WILL BE ASKED BY ORGANIZER TO UNMUTE YOURSELF (THE BOX WILL APPEAR ON YOUR COMPUTER SCREEN). IF YOU WISH TO SPEAK, PLEASE CLICK ON THE “**UNMUTE ME**” BUTTON.

#### Unmute yourself

×

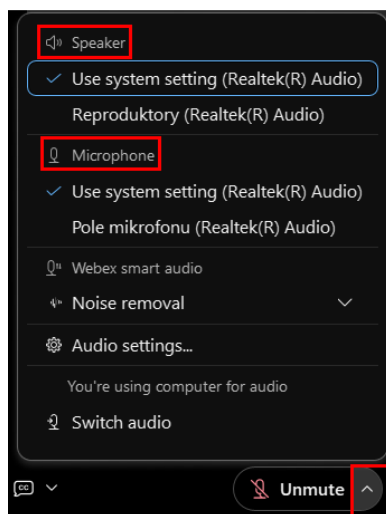
You're being asked to unmute yourself.

Stay muted

Unmute me

PLEASE CLICK ON THE “**LOWER HAND**” BUTTON (WHICH CAN BE FOUND ON THE SAME PLACE AS RAISE HAND BUTTON) WHEN YOU HAVE NO MORE QUESTIONS.

**NOTE 4:** TO ALLOW AUDIO AND MICROPHONE, IT MAY BE NEEDED TO CHECK THE SETTINGS.



## 2) VIA CISCO WEBEX MEETING MOBILE APP

FOR CONNECTION FROM A "CISCO WEBEX MEETING" MOBILE APPLICATION, PLEASE CLICK ON THE FOLLOWING LINK IN YOUR MOBILE DEVICE:

<https://kofola.webex.com/kofola/j.php?MTID=m7be321bda0e5a454b7a29f25df9a1386>

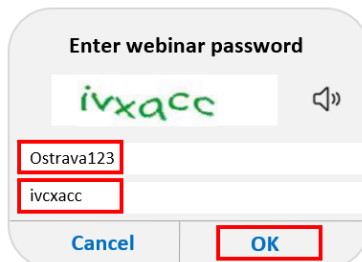
YOU SHOULD BE AUTOMATICALLY DIRECTED TO THE MEETING, IF NOT,

CLICK ON "JOIN MEETING".


MEETING NUMBER: "2790 263 5327"

EVENT PASSWORD: "Ostrava123" ("67872822" FROM VIDEO SYSTEMS)

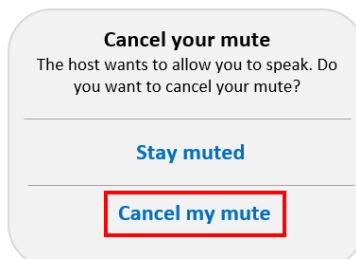
**NOTE 1:** YOU MAY BE PROMPTED TO ENTER AN ADDITIONAL PASSWORD GENERATED RANDOMLY, THIS SHOULD BE FILLED INTO THE SECOND ROW, THE FIRST ONE IS FOR MEETING PASSWORD.



**NOTE 2:** TO NOTIFY US THAT YOU WISH TO ASK A QUESTION, PLEASE CLICK ON "RAISE HAND" BUTTON.



YOU WILL BE ASKED BY ORGANIZER TO UNMUTE YOURSELF (THE BOX WILL APPEAR ON YOUR SCREEN). IF YOU WISH TO SPEAK, PLEASE CLICK ON THE "CANCEL MY MUTE" BUTTON.



PLEASE CLICK ON THE "LOWER HAND" BUTTON (WHICH CAN BE FOUND ON THE SAME PLACE AS RAISE HAND BUTTON) WHEN YOU HAVE NO MORE QUESTIONS.

**NOTE 3:** WHEN CONNECTING VIA WEBEX MOBILE APP, WE RECOMMEND TO USE THE HEADSET TO AVOID LOW AUDIO QUALITY.

### **3) VIA PHONE**

FOR CONNECTION FROM YOUR PHONE PLEASE USE ONE OF THESE PHONE NUMBERS:

CZ +420-2-2888-2827; SK +421-2-333-29290; PL +48-22-295-3597; SI +386-1-828-2140; HR +385-1-330-9343;  
UK +44-20-3478-5289; AT +43-720-815221; DE +49-6196-7819736

YOU WILL BE ASKED TO ENTER A MEETING NUMBER: **"2790 263 5327"** FOLLOWED BY **"#"** AND PASSWORD **"67872822"** FOLLOWED BY **"#"**.

NOTE: **IT IS NOT POSSIBLE TO ASK QUESTIONS VIA PHONE**. YOUR PHONE WILL BE MUTED DURING THE WHOLE CONFERENCE CALL. IF YOU WISH TO RAISE QUESTIONS, PLEASE CONNECT TO THE CONFERENCE CALL VIA COMPUTER OR VIA MOBILE APP.