





Revenue of Kofola Group in liters per countries





# Revenue of Kofola Group in '000 liters




|  CZECHIA | 2013    | 2014    | 2015    | 2016    |
|---|---------|---------|---------|---------|
| Retail  | 186 947 | 190 038 | 210 960 | 213 657 |
| HoReCa  | 55 320  | 57 658  | 64 736  | 71 490  |
| Total   | 242 267 | 247 696 | 275 696 | 285 147 |

|  SLOVENIA | 2015   | 2016   |
|--|--------|--------|
| Retail   | 64 803 | 62 284 |
| HoReCa   | 26 718 | 26 614 |
| Total  | 91 521 | 88 898 |

|  SLOVAKIA | 2013    | 2014    | 2015    | 2016    |
|--|---------|---------|---------|---------|
| Retail   | 121 820 | 127 242 | 141 721 | 150 052 |
| HoReCa   | 36 036  | 35 247  | 40 466  | 42 945  |
| Total  | 157 856 | 162 489 | 182 187 | 192 997 |

|  CROATIA | 2015  | 2016   |
|---|-------|--------|
| Retail  | 2 748 | 8 231  |
| HoReCa  | 728   | 2 262  |
| Total   | 3 476 | 10 493 |

|  POLAND | 2013    | 2014    | 2015    | 2016    |
|--|---------|---------|---------|---------|
| Private Label  | 411 171 | 391 994 | 368 155 | 290 163 |
| Other Retail   | 167 870 | 146 145 | 126 704 | 109 585 |
| Total  | 579 041 | 538 139 | 494 859 | 399 748 |



# Contact

---

Should you have any question related to Kofola Group do not hesitate to contact our investor relations office:

LENKA FROSTOVÁ   

e-mail: [investor@kofola.cz](mailto:investor@kofola.cz)

tel.: +420 735 749 576

<http://investor.kofola.cz/en>

Kofola ČeskoSlovensko a.s.

Nad Porubkou 2278/31A

708 00 Ostrava

Czech Republic

Follow us at

